


## PART NUMBERS


CONSTRUCTION	CENTER CONDUCTOR
	Copper-Clad Aluminum
	Part Number
Unjacketed	T10750
Unjacketed, Tracer Coded	T10750VI
Jacketed	T10750J
Jacketed, Extra Thick Jacket	T10750JX
Jacketed, Extra Thick Jacket, Tracer Coded	T10750JXVI
Jacketed, Tracer Coded	T10750JVI
Jacketed Messengered	T10750MS
Jacketed Flooded, Underground	T10750JB
Jacketed Flooded, Underground, Extra Thick Jacket	T10750JBX
Jacketed Flooded, Underground, Extra Thick Jacket, Tracer Coded	T10750JBXVI
Jacketed Flooded, Underground, Tracer Coded	T10750JBVI
Jacketed Flooded, Aerial*	T10750JBF
Jacketed Flooded, Aerial,* Tracer Coded	T10750JBFVI
Jacketed Armored	T10750JBA
Jacketed Armored, Tracer Coded	T10750JBAVI
<b>NEC - Article 820, CATV Listed, Unjacketed</b>	T10750V

\*Used for aerial applications due to non-flowing, non-dripping compound.


**Note:** Standard colored tracer stripes are red, yellow, green, blue, white, and slate. For other color combinations, please contact a customer service representative or your area sales representative.




**Jacketed**




**Jacketed Burial**



**Unjacketed**



**Messengered**



**Armored**



# 750 SERIES SEMIFLEX CABLE T10

## PHYSICAL SPECIFICATIONS

NOMINAL DIMENSIONS	UNJACKETED*		JACKETED		EXTRA THICK JACKET		MESSENGERED		JACKETED BURIAL		EXTRA THICK JACKETED BURIAL		ARMORED	
	inches	(mm)	inches	(mm)	inches	(mm)	inches	(mm)	inches	(mm)	inches	(mm)	inches	(mm)
Conductor	0.166	(4.22)	0.166	(4.22)	0.166	(4.22)	0.166	(4.22)	0.166	(4.22)	0.166	(4.22)	0.166	(4.22)
Dielectric	0.678	(17.2)	0.678	(17.2)	0.678	(17.2)	0.678	(17.2)	0.678	(17.2)	0.678	(17.2)	0.678	(17.2)
Outer Conductor Thickness	0.036	(0.91)	0.036	(0.91)	0.036	(0.91)	0.036	(0.91)	0.036	(0.91)	0.036	(0.91)	0.036	(0.91)
Outer Conductor Diameter	0.750	(19.1)	0.750	(19.1)	0.750	(19.1)	0.750	(19.1)	0.750	(19.1)	0.750	(19.1)	0.750	(19.1)
First Jacket	—	—	0.820	(20.8)	0.880	(22.4)	0.850	(21.6)	0.830	(21.1)	0.890	(22.6)	0.830	(21.1)
Messenger	—	—	—	—	—	—	0.250	(6.35)	—	—	—	—	—	—
Armor	—	—	—	—	—	—	—	—	—	—	—	—	0.850	(21.6)
Second Jacket	—	—	—	—	—	—	—	—	—	—	—	—	0.950	(24.1)
Nominal Weight (lb/kft) (kg/km) <sup>1</sup>	173	(257)	208	(310)	241	(359)	380	(566)	213	(317)	247	(368)	351	(522)
Nominal Weight (per reel) lb (kg) <sup>2</sup>	578	(262)	669	(303)	752	(341)	1255	(569)	682	(309)	766	(347)	1121	(508)
Nominal Length (per reel) feet (m)	2500	(762)	2500	(762)	2500	(762)	2500	(762)	2500	(762)	2500	(762)	2500	(762)
Maximum Pull Force lbf (N)	675	(3003)	675	(3003)	675	(3003)	3325	(14790)	675	(3003)	675	(3003)	675	(3003)
Minimum Bend Radius in (mm)	7.0	(178)	6.0	(152)	6.0	(152)	7.0	(178)	7.0	(178)	7.0	(178)	13.3	(338)
Messenger Break Strength lbf (N)	—	—	—	—	—	—	6650	(29581)	—	—	—	—	—	—
Reel Size (inches) (Flange x Width) <sup>3</sup>	48 x 28		50 x 28		50 x 28		63 x 30		50 x 28		50 x 28		57 x 28	
Reel Size (centimeters) (Flange x Width) <sup>3</sup>	122 x 71		127 x 71		127 x 71		160 x 76		127 x 71		127 x 71		145 x 71	

\* All T10 Unjacketed Cable is available rated per **NEC Article 820 - CATV**

<sup>1</sup>cable minus reel, <sup>2</sup> cable plus reel, <sup>3</sup> Width is outside flange to outside flange

## ELECTRICAL SPECIFICATIONS

Nominal DC Resistance @ 68°F (20°C)	Ohms per 1000	
Copper-Clad Aluminum Center Conductor	feet	meters
Center Conductor	0.58	1.90
Outer Conductor	0.17	0.56
Loop	0.75	2.46
Nominal Capacitance	15.6 pF/ft (51.2 pF/m)	
Impedance	75 ± 2 Ohms	
Velocity of Propagation	87% nominal	

## MAXIMUM ATTENUATION @ 68°F (20°C)

Frequency MHz	dB per 100 feet	dB per 100 meters
5	0.11	0.36
55	0.37	1.21
211	0.73	2.41
250	0.81	2.65
270	0.84	2.76
300	0.89	2.92
330	0.94	3.08
350	0.97	3.18
400	1.05	3.44
450	1.12	3.67
500	1.18	3.87
550	1.25	4.10
600	1.31	4.30
750	1.48	4.86
870	1.61	5.28
1000	1.74	5.71

Attenuation increases with increasing temperature and decreases with decreasing temperature at the rate of 0.1% / °F (0.18% / °C)

*Specifications subject to change without notice.*

Customers are reminded that they are SOLELY responsible for confirming that all products are properly installed and used in accordance with all applicable codes and regulations.